

Alternate Clarinet Fingerings 1

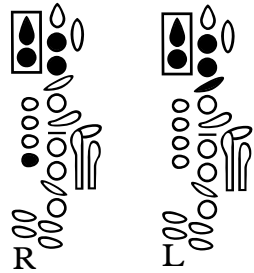
Clarinet Mentors Worksheet



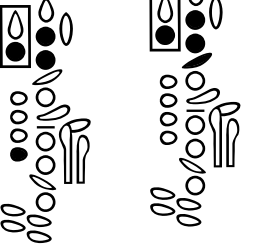

This fingering may not work easily if your bridge key is out of alignment. (Watch YouTube video: <http://youtu.be/kyPjq6tha08> for details.)



This alternate fingering for Bb is often called the "1 and 1 fingering" because it uses the first finger of each hand over the holes.



These two fingerings for Bb are considered standard. It is useful to be familiar with both of these fingerings. This exercise will help you to get comfortable with each of them.



These two fingerings for Eb are the same as the two for Bb up above. It is useful to be fluent in both of them.

Alternate Clarinet Fingerings Part 1

Page 2

Move between these 2 fingerings rapidly.

trill between Eb and F

trill between Bb and C - (same fingering with register key)



When you have a trill from Eb to F, (or high Bb to high C) use the left hand Eb fingering, and then add the two right hand trill keys for this trill.